

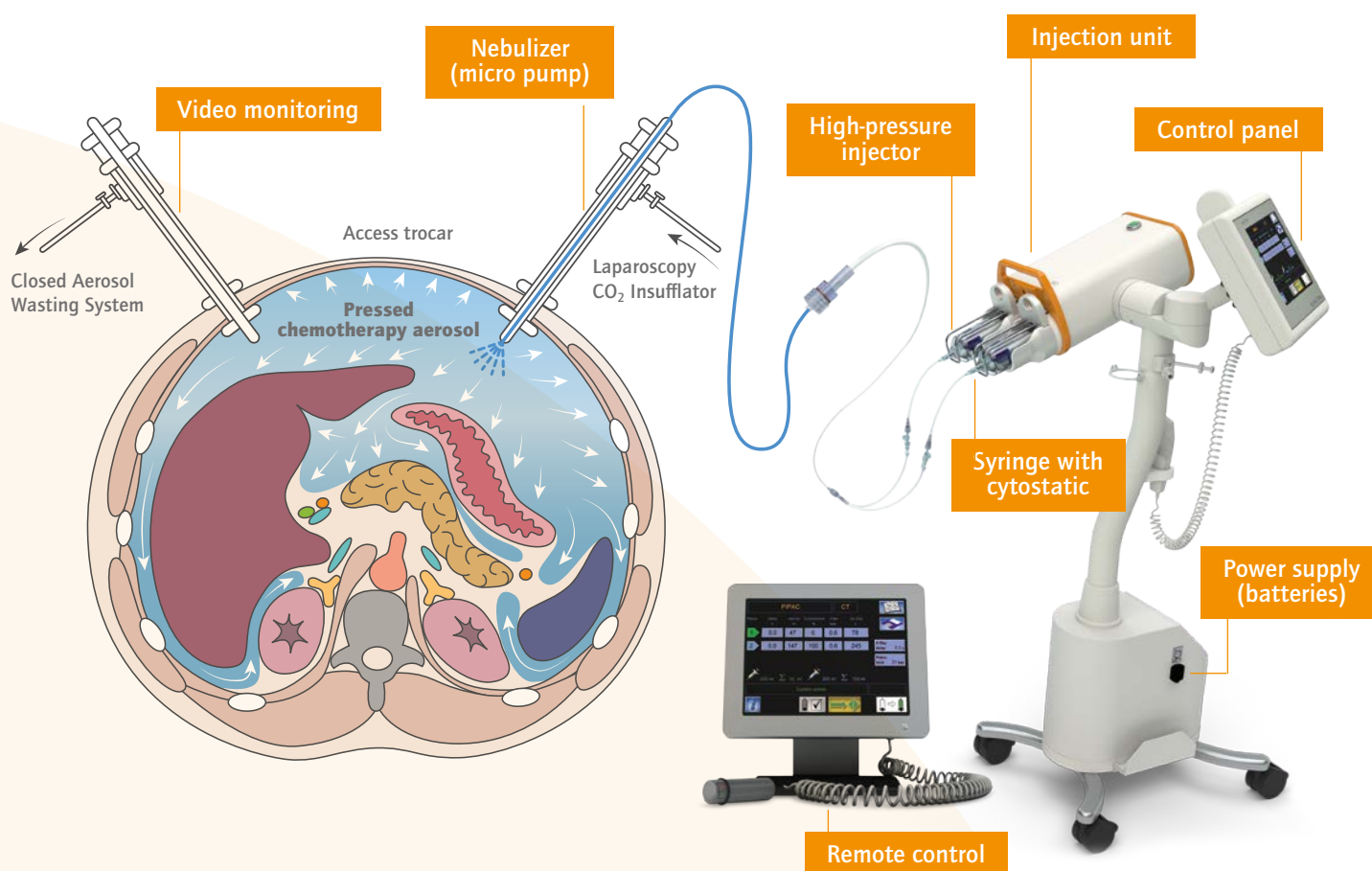
ACCUTRON® THERA

FOR PIPAC PROCEDURE

PIPAC (Pressurized Intra Peritoneal Aerosol Chemotherapy) is a palliative procedure for the treatment of peritoneal carcinomatosis.




PIPAC therapy is part of a minimally invasive surgery - laparoscopy. Trocars are introduced into the abdominal cavity. One is a camera, the other is a pen-shaped nebulizer. The nebulizer is connected to the Accutron® Thera. For the connection between injector and nebulizer different consumable sets are available, single tubes or Y-tubes.

With the aid of the Accutron® Thera high-pressure injector, a chemotherapeutic agent is introduced into the abdominal cavity via high-pressure tubes and a nebulizer. The nebulization allows the aerosol to target the smallest of angles. The high pressure ensures deep penetration of the nebulized cytostatic agent. Due to the direct application and high pressure, the efficacy of the drug can be increased and the dose can be reduced.



ACCUTRON® THERA and its approved consumables enable a very fine nebulization of the cytostatic agent. The Accutron® Thera is the only injector that is approved for PIPAC procedure.

APPROVED CONSUMABLES FOR PIPAC

316325-100	Accutron® Thera 200 ml ELS Syringe	
315302-100	Accutron® Thera Patient Line Y DH	
315301-100	Accutron® Thera Patient Line 300 cm	

- High pressure resistance up to 83 bar*
- Luer lock connection for safe and leak-proof connection
- Transparency for monitoring of the fluid delivery

Compatibility

MEDTRON AG has approved the CapnoPen from Capnomed GmbH specifically for use in combination with the Accutron® Thera and the consumables listed above for use in PIPAC procedures.

These consumables have been specifically designed for the administration of fluids for therapeutic purposes, used during PIPAC procedures, such as saline 0.9%, glucose 5%, and the most common cytostatics (doxorubicin hydrochloride, cisplatin, oxyplatin, mitomycin, etc.)**.

* Pressure resistance of the 200ml syringe in the pressure jacket. Pressure resistance of the Y-connector and the patient tubing.

** Subject to change without notice. Contact MEDTRON AG or our local distributor for complete compatibility statements.

Publication References

W. Solass, U. Giger-Pabst, J. Zieren, and M. A. Reymond, „Pressurized intraperitoneal aerosol chemotherapy (PIPAC): occupational health and safety aspects“. *Annals of Surgical Oncology*, vol. 20, no. 11, pp. 3504-3511, 2013.

M. Hubner, H. Teixeira, T. Boussaha, M. Cachemaille, K. Lehmann, and N. Demartines, „PIPAC-pressurized intraperitoneal aerosol chemotherapy. A novel treatment for peritoneal carcinomatosis“. *Revue Médicale Suisse*, vol. 11, no. 479, pp. 1325-1330, 2015.

M. Nowacki and W. Zegarski, Abteilung für chirurgische Onkologie, Ludwik Rydygier's Collegium Medicum, Nicolaus Copernicus Universität in Torun, Bydgoszcz, Polen. „Wissenschaftlicher Bericht über die erste druckbeaufschlagte intraperitoneale Aerosolchemotherapie (PIPAC), die im östlichen Mitteleuropa durchgeführt wurde“. *Journal of International Medical Research*, vol. 46, no. 9, pp. 3748-3758, 2018.

Martin Hübner, Hugo Teixeira Farinha, Fabian Grass, Anita Wolfer, Patrice Mathevet, Dieter Hahnloser, and Nicolas Demartines. „Machbarkeit und Sicherheit der intraperitonealen Druck-Aerosol-Chemotherapie bei peritonealer Karzinomatose: A Retrospective Cohort Study“. *Forschungsartikel. Gastroenterology Research and Practice*, vol. 2017, Article ID 6852749, 7 pages. <http://dx.doi.org/10.1155/2017/6852749>

The publication references can be found at

<https://www.medtron.com/en/info-services/news/scientific-publications/>